

# Efficient Synthesis of Naphtho[1,2-*e*][1,3]oxazine Derivatives via a Chemoselective Reaction with the Aid of Low-Valent Titanium Reagent

Daqing Shi,<sup>\*,†</sup> Shaofeng Rong,<sup>‡</sup> Guolan Dou,<sup>†</sup> and Manman Wang<sup>†</sup>

Key Laboratory of Organic Synthesis of Jiangsu Province, College of Chemistry, Chemical Engineering and Materials Science, Soochow University, Suzhou 215123, P.R. China, and College of Chemistry and Chemical Engineering, Xuzhou Normal University, Xuzhou 221116, P.R. China

Received May 6, 2009

A series of new naphtho[1,2-*e*][1,3]oxazine derivatives such as *trans*-1,3-diaryl-1*H*-naphtho[1,2-*e*][1,3]oxazine-2(3*H*)-carbonyl chloride, 1-aryl-2-benzyl-1,2-dihydronaphtho[1,2-*e*][1,3]oxazine-3-one, and *trans*-1,3-diaryl-1*H*-naphtho[1,2-*e*][1,3]oxazine-2(3*H*)-carbaldehyde were selectively synthesized via a chemoselective reaction of 1,3-diaryl-2,3-dihydro-1*H*-naphtho[1,2-*e*][1,3]oxazines and triphosgene or triethyl orthoformate, respectively, induced by different low-valent titanium systems. This method has the advantages of short reaction time (15 min), convenient manipulation, and high chemoselectivity.

## Introduction

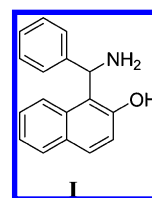
Low-valent titanium reagents have an exceedingly high ability to promote reductive coupling of carbonyl compounds and are attracting increasing interest in organic synthesis.<sup>1</sup> Many other functional groups can also be coupled.<sup>2</sup> Recently, we have reported some intermolecular<sup>3</sup> and intramolecular<sup>4</sup> reductive coupling reactions induced by low-valent titanium reagents.

*N*-substituted-3,4-dihydro-2*H*-1,3-oxazines condensed with aromatic rings have various pharmacological activities.<sup>5</sup> In particular, their antifungal and antitumoral properties have been reported by Urbanski et al.<sup>6–9</sup>

Aromatic oxazines were first synthesized in 1944 by Holly and Cope through Mannich reactions from phenols, formaldehyde, and amines.<sup>10</sup> From the 1950s to the 1960s, many benzoxazines and naphthoxazines were synthesized by Burke and co-workers.<sup>11–19</sup> However, these methods suffer from some disadvantages such as unsatisfactory yields and long-reaction time. Therefore, the development of more efficient methods for preparing this kind of compounds with improved yields is highly desired.

The Betti reaction is a convenient method to prepare  $\alpha$ -aminobenzyl naphthol derivatives. Earlier, this three-component modified Mannich reaction with 2-naphthol, benzaldehyde, and ammonia resulted in 1,3-diphenylnaphthoxazine, which upon subsequent hydrolysis, gave the desired 1- $\alpha$ -aminobenzyl-2-naphthol (Betti base I).<sup>20</sup> This reaction can be extended by using substituted benzaldehyde or formaldehyde instead of benzaldehyde,<sup>21</sup> and 1-naphthol instead of 2-naphthol.<sup>22</sup> Although Betti's classical procedure for the preparation of Betti base was published more than a

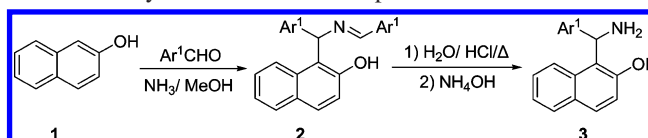
century ago, the possibilities of the application of this versatile synthon in the ring-closure reactions to give naphthalene-condensed heterocyclic derivatives have not been thoroughly investigated. The new publications that have appeared on this topic only focus on the reactions of **1** with aldehydes, phosgene, and oxocarboxylic acids.<sup>23</sup> In recent years, our interest has focused on the synthesis of heterocyclic compounds using a low-valent titanium reagent. We have previously reported the synthesis of quinazolines<sup>24</sup> and pyrroles.<sup>25</sup> As our earlier works goes, herein, we report a novel and convenient protocol for the synthesis of naphtho[1,2-*e*][1,3]oxazine derivatives via the chemoselective reaction of 1,3-diaryl-2,3-dihydro-1*H*-naphtho[1,2-*e*][1,3]oxazines and triphosgene or triethyl orthoformate, respectively, induced by different low-valent titanium systems.



## Results and Discussion

Betti's classical procedure, a Mannich-type aminoalkylation reaction of 2-naphthol, was applied to prepare the starting materials. Condensation of 2-naphthol (**1**) and aromatic aldehyde in the presence of ammonia, and subsequent acidic hydrolysis, gave amino naphthols (**3**) in good yields (Scheme 1).

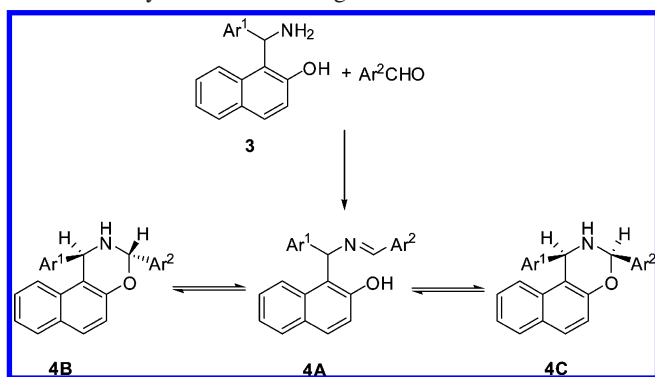
**Scheme 1.** Synthesis of Amino Naphthols



\* To whom correspondence should be addressed. E-mail: dqshi@suda.edu.cn.

<sup>†</sup> Soochow University.

<sup>‡</sup> Xuzhou Normal University.

**Scheme 2.** Synthesis of Starting Materials

Condensations of amino naphthols (**3**) with equivalent amounts of another aromatic aldehyde resulted in imine (**4**), later showed<sup>21a,26</sup> to be in solution equilibrium with two diastereomeric *trans*- and *cis*-oxazine structures (**4B** and **4C**), formed by tautomeric *N,O*-proton transfer (Scheme 2).

In a preliminary study, 1,3-bis(4-bromophenyl)-2,3-dihydro-1*H*-naphtho[1,2-*e*][1,3]oxazine (**4a**) was used to define the reaction conditions for this reaction (Scheme 3).

The low-valent titanium reagent was usually prepared by reduction of TiCl<sub>4</sub> with metals such as Zn, Sm, Mg, Fe, and Al et al. The choice of an appropriate low-valent titanium system is of crucial importance not only for the successful synthesis but also for the effective control of chemoselective reaction. To choose the optimum low-valent titanium system, the reaction of 1,3-bis(4-bromophenyl)-2,3-dihydro-1*H*-naphtho[1,2-*e*][1,3]oxazine (**4a**) (1 mmol) with equimolar triphosgene induced by different low-valent titanium systems was examined at refluxing temperature using tetrahydrofuran (THF) as solvent (Scheme 3).

The results of the screening of low-valent titanium systems are presented in Table 1. It was observed that both naphtho[1,2-*e*][1,3]oxazine-2(3*H*)-carbonyl chloride (**5a**) and naphtho[1,2-*e*][1,3]oxazine-3-one (**6a**) could be obtained when the reaction was induced by TiCl<sub>4</sub>/Zn system. However, when the reaction was induced by TiCl<sub>4</sub>/Mg, TiCl<sub>4</sub>/Fe, or TiCl<sub>4</sub>/Al systems, respectively, the product **5a** was generated without byproducts, whereas when TiCl<sub>4</sub>/Sm system was used as low-valent reagent, only naphtho[1,2-*e*][1,3]oxazine-3-one (**6a**) was obtained (Table 1). When TiCl<sub>4</sub>/Sm/Et<sub>3</sub>N and TiCl<sub>4</sub>/Mg/Et<sub>3</sub>N (pH = 7) (Table 1, entry 6, 7) were used, none of the desired products **5a** and **6a** were obtained. It is worth noting that the reaction could be controlled to exclusively yield **5a** or **6a** by varying low-valent titanium system.

Under the conditions described above, the scopes of these chemoselective reactions were examined using various easily available starting materials (Table 2). A series of *trans*-1,3-diaryl-1*H*-naphtho[1,2-*e*][1,3]oxazine-2(3*H*)-carbonyl chloride (**5**) was obtained by the reaction of 1,3-diaryl-2,3-dihydro-1*H*-naphtho[1,2-*e*][1,3]oxazines and triphosgene induced by TiCl<sub>4</sub>/Mg. Another series of 1-aryl-2-benzyl-1,2-dihydro naphtho[1,2-*e*][1,3]oxazine-3-one (**6**) was obtained by using the same reaction induced by TiCl<sub>4</sub>/Sm.

To expand the scope of this method, the replacement of triphosgene with triethyl orthoformate was examined (Scheme 4).

As a preliminary study, 3-bis(4-bromophenyl)-2,3-dihydro-1*H*-naphtho[1,2-*e*][1,3]oxazine (**4a**) was used to define the reaction conditions for this reaction. Low-valent titanium system and the ratio of substrate and low-valent titanium reagent were screened in a model reaction. The results of extensive low-valent titanium system screening and optimization are shown in Table 3. Among the screened systems, TiCl<sub>4</sub>/Fe was the system of choice, since via this low-valent system, the reaction proceeded smoothly and afforded the desired products in good yield. To further optimize the reaction condition, the same reaction was carried out via TiCl<sub>4</sub>/Fe at temperatures ranging from room temperature (r.t.) to reflux. The yield of product **7a** was increased, and the reaction time was shortened as the temperature was increased (Table 3, entries 2, 5–7). Therefore, the refluxing temperature was chosen as the reaction temperature. Furthermore, we were surprised to find that only equiv of TiCl<sub>4</sub> and Fe system gave the best yield of product **7a** (Table 3, entry 8).

The use of these optimal experimental conditions [TiCl<sub>4</sub>/Fe, 1:3 (the ratio of substrates and TiCl<sub>4</sub>/Fe), reflux] to the reactions of different 1,3-diaryl-2,3-dihydro-1*H*-naphtho[1,2-*e*][1,3]oxazines afforded good yields of naphtho[1,2-*e*][1,3]oxazine-2(3*H*)-carbaldehyde (Table 4).

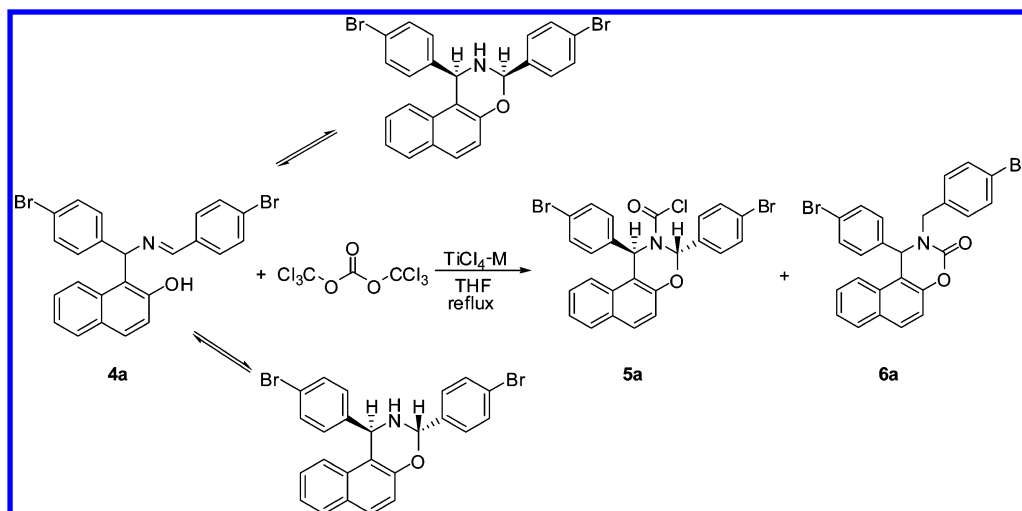
As shown in Tables 2 and 4, we were pleased to find that the method was applicable to a broad substrate scope on substituted imines **4**. It can be seen that this protocol can be applied not only to Ar<sup>1</sup> and Ar<sup>2</sup> with weak electron-withdrawing groups (such as halide groups) but also to Ar<sup>1</sup> and Ar<sup>2</sup> with electron-donating groups (such as alkyl groups) under the same conditions. However, when Ar<sup>1</sup> and Ar<sup>2</sup> were with strong electron-withdrawing groups (such as trifluoromethyl), the desired products **5**, **6**, and **7** were not obtained.

We propose a possible mechanism to explain the chemoselectivity. When the TiCl<sub>4</sub>/Mg system was used, TiCl<sub>4</sub> is reduced by Mg dust to give low-valent titanium species, which catalyzed the reaction of ring-closed tautomer **4B** and triphosgene to give products **5** (Scheme 5). When the TiCl<sub>4</sub>/Sm system was used, TiCl<sub>4</sub> is reduced by Sm to give low-valent titanium species and Sm<sup>2+</sup>. In the initial step, the open tautomer **4A** was reduced by Sm<sup>2+</sup> and low-valent titanium to aminophenol intermediate **8**. Then the products **6** were obtained by the reaction of **8** and triphosgene catalyzed by low-valent titanium species (Scheme 5).

All the products were characterized by NMR, IR, and HRMS spectra. The structures of compounds **5c**, **6i**, and **7b** were further confirmed by X-ray diffraction analysis. The molecular structures of the products **5c**, **6i**, and **7b** are shown in Figures 1, 2, and 3, respectively.

## Conclusion

In summary, series of *trans*-1,3-diaryl-1*H*-naphtho[1,2-*e*][1,3]oxazine-2(3*H*)-carbonyl chlorides, 1-aryl-2-benzyl-1*H*-naphtho[1,2-*e*][1,3]oxazine-3-ones, and *trans*-1,3-diaryl-1*H*-naphtho[1,2-*e*][1,3]oxazine-2(3*H*)-carbaldehydes were synthesized by the chemoselective reaction of 1,3-diaryl-2,3-dihydro-1*H*-naphtho[1,2-*e*][1,3]oxazines and triphosgene or triethyl orthoformate induced by different low-valent titanium systems. This method has the advantages of short

**Scheme 3.** Chemoselective Synthesis of Naphtho[1,2-*e*][1,3]oxazine-2(3*H*)-carbonyl Chloride and Naphtho[1,2-*e*][1,3]oxazine-3-one**Table 1.** Optimization of Chemoselectivity Conditions in the Synthesis of Compounds **5a** and **6a**

entry	M	ratio <sup>a</sup>	temperature (°C)	yield(%)	
				<b>5a</b>	<b>6a</b>
1	TiCl <sub>4</sub> /Sm	1:2	reflux	trace	65
2	TiCl <sub>4</sub> /Zn	1:2	reflux	8	59
3	TiCl <sub>4</sub> /Fe	1:2	reflux	57	trace
4	TiCl <sub>4</sub> /Mg	1:2	reflux	87	trace
5	TiCl <sub>4</sub> /Al	1:2	reflux	45	trace
6	TiCl <sub>4</sub> /Sm/Et <sub>3</sub> N	1:2	reflux	0	0
7	TiCl <sub>4</sub> /Mg/Et <sub>3</sub> N	1:2	reflux	0	0

<sup>a</sup> Ratio of TiCl<sub>4</sub> and M.

reaction time, high chemoselectivity, accessible materials, and convenient manipulation.

### Experimental Section

**General Information.** THF was distilled from sodium-benzophenone immediately prior to use. All reactions were conducted under N<sub>2</sub> atmosphere. Melting points are uncorrected. IR spectra were recorded on a Varian F-1000 spectrometer in KBr with absorptions in reciprocal centimeters (cm<sup>-1</sup>). <sup>1</sup>H NMR and <sup>13</sup>C NMR were determined on Varian Inova-400 MHz spectrometer in DMSO-*d*<sub>6</sub> solution. *J* values are in hertz (Hz). Chemical shifts are expressed in parts per million (ppm) downfield from internal standard TMS. HRMS data were obtained using a time-of-flight mass spectrometry (TOF-MS) instrument. X-ray diffractions were recorded on a Siemens P4 or Simart-1000 diffractometer.

**Typical Procedure for Preparation of *trans*-1,3-diaryl-1*H*-naphtho[1,2-*e*][1,3]oxazine-2(3*H*)-carbonyl Chloride (**5**).** TiCl<sub>4</sub> (0.3 mL, 3 mmol) was added dropwise using a syringe to a stirred suspension of magnesium powder (0.14 g, 6 mmol) in freshly distilled anhydrous THF (10 mL) at r.t. under a dry N<sub>2</sub> atmosphere. After completion of the addition, the mixture was refluxed for 2 h. The suspension of the low-valent titanium reagent formed was cooled to r.t., and a solution of 1,3-diaryl-2,3-dihydro-1*H*-naphtho[1,2-*e*][1,3]oxazines (**4**, 1 mmol) and triphosgene (1 mmol) in THF (5 mL) was added dropwise. The reaction mixture was then refluxed for 15 min under N<sub>2</sub>. After this period, the thin-layer chromatography (TLC) analysis of the mixture

showed the reaction to be completed. The reaction mixture was quenched with 5% HCl (15 mL) and extracted with ClCH<sub>2</sub>CH<sub>2</sub>Cl (3 × 20 mL). The combined extracts were washed with water (3 × 20 mL) and dried over anhydrous Na<sub>2</sub>SO<sub>4</sub>. After evaporation of the solvent under reduced pressure, the crude product **5** was purified by recrystallization from acetone. Compound **5a**: mp 178–180 °C. IR (KBr) *ν*: 1740, 1627, 1588, 1518, 1487, 1398, 1369, 1327, 1265, 1239, 1199, 1154, 1074, 1041, 1013, 969, 918, 883, 834, 817, 745 cm<sup>-1</sup>. <sup>1</sup>H NMR (400 MHz, CDCl<sub>3</sub>) (δ, ppm): 6.85 (s, 1H, CH), 7.15–7.20 (m, 3H, CH+ ArH), 7.36–7.51 (m, 9H, ArH), 7.73 (d, *J* = 8.8 Hz, 2H, ArH), 7.78 (d, *J* = 8.0 Hz, 1H, ArH). <sup>13</sup>C NMR (100 MHz, CDCl<sub>3</sub>) (δ, ppm): 54.39, 79.28, 114.57, 117.22, 117.97, 118.09, 118.64, 119.99, 120.47, 122.81, 123.17, 123.47, 124.26, 124.62, 125.51, 126.12, 126.61, 127.27, 127.44, 134.45, 142.77. HRMS: *m/z* [M<sup>+</sup>] calcd for C<sub>25</sub>H<sub>16</sub><sup>79</sup>Br<sub>2</sub><sup>35</sup>ClNO<sub>2</sub>: 554.9236, found 554.9247.

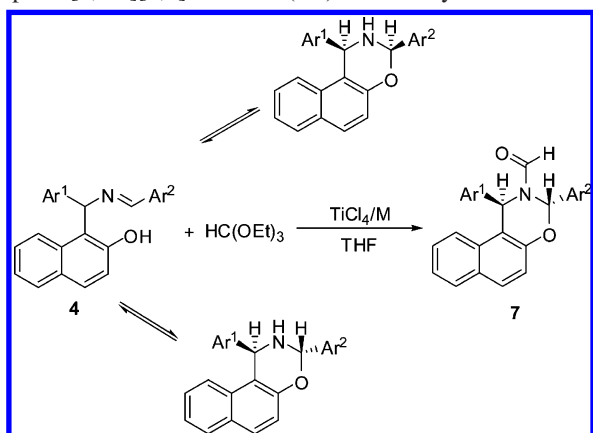
**Typical Procedure for Preparation of 1-Aryl-2-benzyl-1,2-dihydronaphtho[1,2-*e*][1,3]oxazine-3-one (**6**).** TiCl<sub>4</sub> (0.3 mL, 3 mmol) was added dropwise using a syringe to a stirred suspension of samarium powder (0.9 g, 6 mmol) in freshly distilled anhydrous THF (10 mL) at r.t. under a dry N<sub>2</sub> atmosphere. After completion of the addition, the mixture was refluxed for 2 h. The suspension of the low-valent titanium reagent formed was cooled to r.t., and a solution of 1,3-diaryl-2,3-dihydro-1*H*-naphtho[1,2-*e*][1,3]oxazines (**4**, 1 mmol) and triphosgene (1 mmol) in THF (5 mL) was added dropwise. The reaction mixture was then refluxed for 15 min under N<sub>2</sub>. After this period, the TLC analysis of the mixture showed the reaction to be completed. The reaction mixture was quenched with 5% HCl (15 mL) and extracted with ClCH<sub>2</sub>CH<sub>2</sub>Cl (3 × 20 mL). The combined extracts were washed with water (3 × 20 mL) and dried over anhydrous Na<sub>2</sub>SO<sub>4</sub>. After evaporation of the solvent under reduced pressure, the crude product **6** was purified by recrystallization from acetone. Compound **6a**: mp 221–222 °C. IR (KBr) *ν*: 1721, 1634, 1590, 1517, 1486, 1403, 1359, 1237, 1211, 1188, 1105, 1070, 1010, 951, 805, 772, 741 cm<sup>-1</sup>. <sup>1</sup>H NMR (400 MHz, DMSO-*d*<sub>6</sub>) (δ, ppm): 4.29 (d, *J* = 15.6 Hz, 1H, CH), 4.80 (d, *J* = 15.6 Hz, 1H, CH), 6.31 (s, 1H, CH), 7.26 (d, *J*

**Table 2.** Synthesis of Compounds **5** and **6** Induced by Low-Valent Titanium

Entry	Product	Ar <sup>1</sup>	Ar <sup>2</sup>	Yield (%)	Mp (°C)
1	<b>5a</b> *	4-BrC <sub>6</sub> H <sub>4</sub>	4-BrC <sub>6</sub> H <sub>4</sub>	87	178-180
2	<b>5b</b> *	C <sub>6</sub> H <sub>5</sub>	C <sub>6</sub> H <sub>5</sub>	72	171-173
3	<b>5c</b> *	4-ClC <sub>6</sub> H <sub>4</sub>	4-ClC <sub>6</sub> H <sub>4</sub>	63	199-200
4	<b>5d</b> *	4-CH <sub>3</sub> C <sub>6</sub> H <sub>4</sub>	4-BrC <sub>6</sub> H <sub>4</sub>	70	130-232
5	<b>5e</b> *	4-FC <sub>6</sub> H <sub>4</sub>	4-FC <sub>6</sub> H <sub>4</sub>	74	158-160
6	<b>5f</b> *	4-FC <sub>6</sub> H <sub>4</sub>	4-ClC <sub>6</sub> H <sub>4</sub>	90	178-179
7	<b>5g</b> *	4-FC <sub>6</sub> H <sub>4</sub>	3,4-Cl <sub>2</sub> C <sub>6</sub> H <sub>3</sub>	85	200-201
8	<b>5h</b> *	4-ClC <sub>6</sub> H <sub>4</sub>	4-FC <sub>6</sub> H <sub>4</sub>	64	185-186
9	<b>5i</b> *	4-ClC <sub>6</sub> H <sub>4</sub>	4-CH <sub>3</sub> C <sub>6</sub> H <sub>4</sub>	67	182-184
10	<b>5j</b> *	4-ClC <sub>6</sub> H <sub>4</sub>	4-BrC <sub>6</sub> H <sub>4</sub>	66	190-192
11	<b>5k</b> *	4-CF <sub>3</sub> C <sub>6</sub> H <sub>4</sub>	4-CF <sub>3</sub> C <sub>6</sub> H <sub>4</sub>	0	
12	<b>6a</b> **	4-BrC <sub>6</sub> H <sub>4</sub>	4-BrC <sub>6</sub> H <sub>4</sub>	65	221-222
13	<b>6b</b> **	4-ClC <sub>6</sub> H <sub>4</sub>	4-ClC <sub>6</sub> H <sub>4</sub>	71	196-197
14	<b>6c</b> **	4-ClC <sub>6</sub> H <sub>4</sub>	4-FC <sub>6</sub> H <sub>4</sub>	75	198-200
15	<b>6d</b> **	4-ClC <sub>6</sub> H <sub>4</sub>	2-Thienyl	72	165-167
16	<b>6e</b> **	4-ClC <sub>6</sub> H <sub>4</sub>	4-BrC <sub>6</sub> H <sub>4</sub>	83	194-196
17	<b>6f</b> **	4-BrC <sub>6</sub> H <sub>4</sub>	4-CH <sub>3</sub> C <sub>6</sub> H <sub>4</sub>	77	206-208
18	<b>6g</b> **	4-BrC <sub>6</sub> H <sub>4</sub>	4-ClC <sub>6</sub> H <sub>4</sub>	86	228-229
19	<b>6h</b> **	4-BrC <sub>6</sub> H <sub>4</sub>	4-FC <sub>6</sub> H <sub>4</sub>	80	218-219
20	<b>6i</b> **	4-ClC <sub>6</sub> H <sub>4</sub>	4-CH <sub>3</sub> C <sub>6</sub> H <sub>4</sub>	68	170-172
21	<b>6j</b> **	4-CF <sub>3</sub> C <sub>6</sub> H <sub>4</sub>	4-CF <sub>3</sub> C <sub>6</sub> H <sub>4</sub>	0	

\* In the preparation of compounds **5**, the low-valent titanium (TiCl<sub>4</sub>/Mg) system was used. \*\* In the preparation of compounds **6**, the low-valent titanium (TiCl<sub>4</sub>/Sm) system was used.

#### Scheme 4. Synthesis of Naphtho[1,2-*e*][1,3]oxazine-2(3*H*)-carbaldehyde



= 8.4 Hz, 2H, ArH), 7.44–7.55 (m, 9H, ArH), 7.88 (d, *J* = 8.4 Hz, 1H, ArH), 7.97 (d, *J* = 8.0 Hz, 1H, ArH), 8.03 (d, *J* = 8.8 Hz, 1H, ArH). <sup>13</sup>C NMR (100 MHz, CDCl<sub>3</sub>) (δ, ppm): 50.35, 59.14, 115.24, 117.36, 121.15, 122.50, 123.36, 126.06, 128.35, 128.91, 129.47, 130.36, 130.39, 131.19,

**Table 3.** Optimization of Low-valent System, Ratio, and Temperature in the Synthesis of **7a**

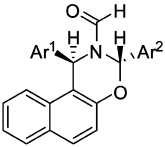
entry	M	ratio <sup>a</sup>	temperature(°C)	yield(%)	time(min)
1	Zn	1:2	reflux	27	15
2	Fe	1:2	reflux	89	15
3	Al	1:2	reflux	75	15
4	Mg	1:2	reflux	32	15
5	Fe	1:2	r.t.	58	120
6	Fe	1:2	40	86	120
7	Fe	1:2	60	78	15
8	Fe	1:1	reflux	95	15
9	Fe	1:3	reflux	90	15
10	Fe	1:4	reflux	88	15
11	Fe/Et <sub>3</sub> N	1:2	reflux	0	120

<sup>a</sup> Ratio of TiCl<sub>4</sub> and M.

131.34, 132.01, 132.77, 136.56, 140.19, 147.13, 150.39. HRMS: *m/z* [M<sup>+</sup>] calcd for C<sub>25</sub>H<sub>17</sub><sup>79</sup>Br<sub>2</sub>NO<sub>2</sub>: 520.9626, found 520.9638.

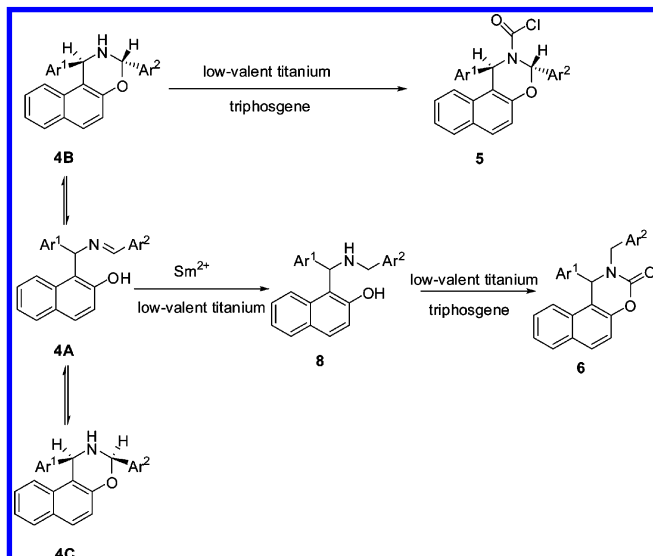
**Typical Procedure for Preparation of Naphtho[1,2-*e*][1,3]oxazine-2(3*H*)-carbaldehyde (**7**).** TiCl<sub>4</sub> (0.3 mL, 3 mmol) was added dropwise using a syringe to a stirred suspension of iron powder (0.17 g, 3 mmol) in freshly

**Table 4.** Synthesis of Naphtho[1,2-*e*][1,3]oxazine-2(3*H*)-carbaldehyde<sup>a</sup>

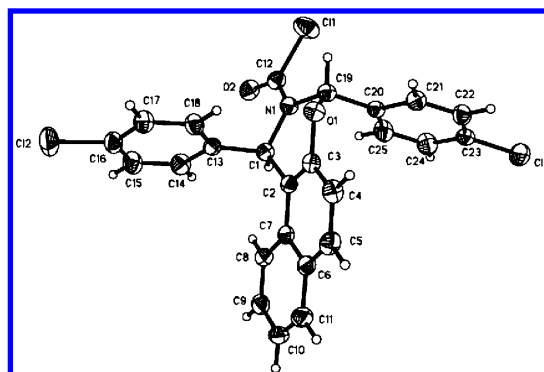
Entry	Products	Ar <sup>1</sup>	Ar <sup>2</sup>	Yield (%)	Mp (°C)	
1		4-BrC <sub>6</sub> H <sub>4</sub>	4-BrC <sub>6</sub> H <sub>4</sub>	95	238-240	
2		4-ClC <sub>6</sub> H <sub>4</sub>	4-ClC <sub>6</sub> H <sub>4</sub>	96	216-218	
3		4-CH <sub>3</sub> C <sub>6</sub> H <sub>4</sub>	4-CH <sub>3</sub> C <sub>6</sub> H <sub>4</sub>	96	217-218	
4		4-FC <sub>6</sub> H <sub>4</sub>	4-FC <sub>6</sub> H <sub>4</sub>	91	186-187	
5		C <sub>6</sub> H <sub>5</sub>	C <sub>6</sub> H <sub>5</sub>	88	152-154	
6		3,4-Cl <sub>2</sub> C <sub>6</sub> H <sub>3</sub>	3,4-Cl <sub>2</sub> C <sub>6</sub> H <sub>3</sub>	78	229-231	
7		<b>7a-7m</b>	4-OCH <sub>3</sub> C <sub>6</sub> H <sub>4</sub>	4-OCH <sub>3</sub> C <sub>6</sub> H <sub>4</sub>	85	162-164
8		4-CH <sub>3</sub> C <sub>6</sub> H <sub>4</sub>	4-FC <sub>6</sub> H <sub>4</sub>	76	178-180	
9		4-CH <sub>3</sub> C <sub>6</sub> H <sub>4</sub>	4-BrC <sub>6</sub> H <sub>4</sub>	87	233-235	
10		4-ClC <sub>6</sub> H <sub>4</sub>	4-OCH <sub>3</sub> C <sub>6</sub> H <sub>4</sub>	81	179-181	
11		4-ClC <sub>6</sub> H <sub>4</sub>	4-CH <sub>3</sub> C <sub>6</sub> H <sub>4</sub>	86	176-178	
12		2-Thienyl	2-Thienyl	65	159-161	
13		4-CF <sub>3</sub> C <sub>6</sub> H <sub>4</sub>	4-CF <sub>3</sub> C <sub>6</sub> H <sub>4</sub>	0		

<sup>a</sup> In the preparation of compounds **7**, the low-valent titanium (TiCl<sub>4</sub>/Fe) system was used.

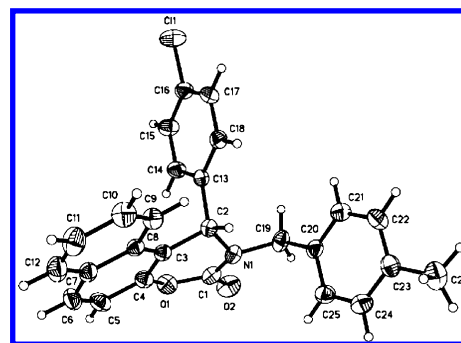
### Scheme 5. Possible Mechanism to Explain the Chemoselectivity



distilled anhydrous THF (10 mL) at r.t. under a dry N<sub>2</sub> atmosphere. After completion of the addition, the mixture was refluxed for 2 h. The suspension of the low-valent titanium reagent formed was cooled to r.t., and a solution of 1,3-diaryl-2,3-dihydro-1*H*-naphtho[1,2-*e*][1,3]oxazines (**4**, 1 mmol) and triethyl orthoformate (1 mmol) in THF (5 mL) was added dropwise. The reaction mixture was then refluxed for 15 min under N<sub>2</sub>. After this period, the TLC analysis of the mixture showed the reaction to be completed. The reaction mixture was quenched with 5% HCl (15 mL) and extracted with ClCH<sub>2</sub>CH<sub>2</sub>Cl (3 × 20 mL). The combined extracts were washed with water (3 × 20 mL) and dried over anhydrous Na<sub>2</sub>SO<sub>4</sub>. After evaporation of the solvent under reduced pressure, the crude product **7** was purified by recrystallization from acetone. Compound **7a**: mp 238–240

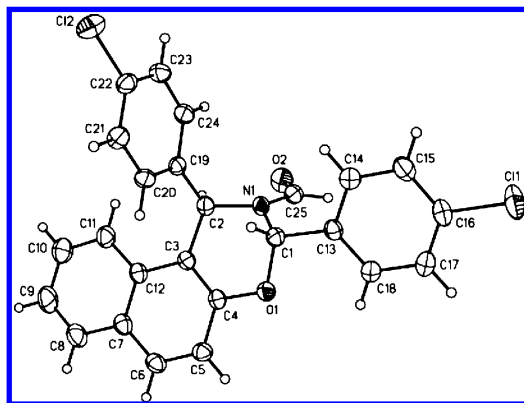


**Figure 1.** Molecular structure of **5c**.



**Figure 2.** Molecular structure of **6i**.

°C. IR (KBr)  $\nu$ : 1681, 1624, 1599, 1515, 1487, 1432, 1344, 1327, 1232, 1141, 1070, 1009, 820, 790, 769, 740 cm<sup>-1</sup>. <sup>1</sup>H NMR (400 MHz, DMSO-*d*<sub>6</sub>) ( $\delta$ , ppm): 6.39 (s, 1H, CH), 7.11 (s, 1H, CH), 7.31 (d,  $J$  = 8.4 Hz, 1H, ArH), 7.37 (d,  $J$  = 9.2 Hz, 1H, ArH), 7.43–7.54 (m, 6H, ArH), 7.62 (d,  $J$  = 8.0 Hz, 2H, ArH), 7.73 (d,  $J$  = 8.0 Hz, 2H, ArH), 7.97–8.02 (m, 3H, ArH + CHO). <sup>13</sup>C NMR (100 MHz, DMSO-*d*<sub>6</sub>) ( $\delta$ , ppm): 51.04, 81.17, 104.98, 112.76, 122.27, 123.46, 123.84, 126.03, 128.07, 129.47, 130.09, 130.96, 131.01, 131.25,



**Figure 3.** Molecular structure of **7b**.

131.36, 132.17, 132.53, 132.69, 140.51, 151.79, 160.68.  
HRMS:  $m/z$  [ $M^+$ ] Calcd for  $C_{25}H_{17}^{79}Br_2NO_2$ : 520.9626, found 520.9628.

**Acknowledgment.** Financial support from the Foundation of Key Laboratory of Organic Synthesis of Jiangsu Province is gratefully acknowledged.

**Supporting Information Available.** Detailed descriptions of experimental procedures and spectroscopic and analytical data are available for compounds **5**, **6**, and **7**. This material is available free of charge via the Internet at <http://pubs.acs.org>.

## References and Notes

- (1) McMurry, J. E. *Chem. Rev.* **1989**, *89*, 1513–1524.
- (2) (a) McMurry, J. E.; Fleming, M. P. *J. Org. Chem.* **1976**, *41*, 896–897. (b) McMurry, J. E. *Acc. Chem. Res.* **1983**, *16*, 405–411. (c) Lenoir, D. *Synthesis* **1989**, 883–897. (d) Fürstner, A.; Bogdanovi, B. *Angew. Chem., Int. Ed. Engl.* **1996**, *35*, 2442–2469. (e) Mariappan, P.; Reddy, M. R.; Kanth, J. V. B. *Tetrahedron Lett.* **1996**, *37*, 4767–4770. (f) Mariappan, P.; Gadthula, S.; Suriseti, S. *Tetrahedron Lett.* **2001**, *42*, 7123–7125. (g) McMurry, J. E.; Dushin, R. G. *J. Am. Chem. Soc.* **1990**, *112*, 6942–6949.
- (3) (a) Shi, D. Q.; Chen, J. X.; Chai, W. Y.; Chen, W. X.; Kao, T. Y. *Tetrahedron Lett.* **1993**, *34*, 2963–2964. (b) Shi, D. Q.; Rong, L. C.; Wang, J. X.; Zhaung, Q. Y.; Wang, X. S.; Hu, H. W. *Tetrahedron Lett.* **2003**, *44*, 3199–3201. (c) Shi, D. Q.; Wang, J. X.; Shi, C. L.; Rong, L. C.; Zhaung, Q. Y.; Hu, H. W. *Synlett* **2004**, *109*, 8–1100. (d) Shi, D. Q.; Shi, C. L.; Zhaung, Q. Y.; Tu, S. J.; Hu, H. W. *Synlett* **2004**, 223, 9–2241. (e) Shi, D. Q.; Dou, G. L.; Li, Z. Y.; Shi, C. L.; Li, X. Y.; Jiang, H.; Ni, S. N.; Ji, S. J. *Synthesis* **2007**, *179*, 7–1806. (f) Shi, D. Q.; Dou, G. L.; Shi, C. L.; Li, Z. Y.; Ji, S. J. *Synthesis* **2007**, 3117–3124.
- (4) (a) Li, J.; Shi, D. Q.; Chen, W. X. *Heterocycles* **1997**, *45*, 2381–2384. (b) Shi, D. Q.; Lu, Z. S.; Mu, L. L.; Dai, G. Y. *Synth. Commun.* **1997**, *27*, 4121–4126. (c) Zhou, L. H.; Tu, S. J.; Shi, D. Q.; Shi, D. Q.; Chen, W. X. *Synthesis* **1998**, 851–854. (d) Shi, D. Q.; Rong, L. C.; Shi, C. L.; Zhuang, Q. Y.; Wang, X. S.; Tu, S. J.; Hu, H. W. *Synthesis* **2005**, *71*, 7–724.
- (5) Pedrazzoli, A.; Cipelletti, G. M. *Boll. Chim. Pharm.* **1966**, *105*, 503–508.
- (6) Urbanski, T. *Nature* **1951**, *168*, 562–563.
- (7) Urbanski, T.; Radzikowski, C.; Ledochowski, Z.; Czamocki, W. *Nature* **1956**, *178*, 1351–1352.
- (8) Chylińska, J. B.; Urbański, T.; Mordarski, M. *J. Med. Chem.* **1963**, *6*, 484–487.
- (9) Mordarski, M.; Chylińska, J. B. *Arch. Immunol. Ther. Exp.* **1971**, *19*, 533–545.
- (10) Holly, F. W.; Cope, A. C. *J. Am. Chem. Soc.* **1944**, *66*, 1875–1879.
- (11) Burke, W. J. *J. Am. Chem. Soc.* **1949**, *71*, 609–612.
- (12) Burke, W. J.; Kolbezen, M. J.; Stephens, C. W. *J. Am. Chem. Soc.* **1952**, *74*, 3601–3605.
- (13) Burke, W. J.; Murdock, K. C.; Ec, G. *J. Am. Chem. Soc.* **1954**, *76*, 1677–1679.
- (14) Burke, W. J.; Smith, R. P.; Weatherbee, C. *J. Am. Chem. Soc.* **1952**, *74*, 602–605.
- (15) Burke, W. J.; Glennie, E. L. M.; Weatherbee, C. *J. Org. Chem.* **1964**, *29*, 909–912.
- (16) Burke, W. J.; Hammer, C. R.; Weatherbee, C. *J. Org. Chem.* **1961**, *26*, 4403–4407.
- (17) Burke, W. J.; Nasatuvicus, W. A.; Weatherbee, C. *J. Org. Chem.* **1964**, *29*, 407–410.
- (18) Burke, W. J.; Weatherbee, C. *J. Am. Chem. Soc.* **1950**, *72*, 4691–4694.
- (19) Burke, W. J.; Reynolds, R. J. *J. Am. Chem. Soc.* **1954**, *76*, 1291–1293.
- (20) (a) Betti, M. *Gazz. Chim. Ital.* **1900**, *30 II*, 310. (b) Betti, M. *Org. Synth. Coll.* **1941**, Vol. I 381.
- (21) (a) Szatmári, I.; Martinek, T. A.; Lázár, L.; Fülöp, F. *Tetrahedron* **2003**, *59*, 2877–2884. (b) Szatmári, I.; Martinek, T. A.; Lázár, L.; Koch, A.; Kleinpeter, E.; Neuvonen, K.; Fülöp, F. *J. Org. Chem.* **2004**, *69*, 3645–3653. (c) Szatmári, I.; Fülöp, F. *Curr. Org. Synth.* **2004**, *1*, 155–165.
- (22) Szatmári, I.; Martinek, T. A.; Lázár, L.; Fülöp, F. *Eur. J. Org. Chem.* **2004**, 2231–2238.
- (23) (a) Szatmári, I.; Hetényi, A.; Lázár, L.; Fülöp, F. *J. Heterocycl. Chem.* **2004**, *41*, 367–373. (b) Heydenreich, M.; Koch, A.; Klpd, S.; Szatmári, I.; Fülöp, F.; Kleinpeter, E. *Tetrahedron* **2006**, *62*, 11081–11089. (c) Szatmári, I.; Fülöp, F. *Synthesis* **2009**, 775–778.
- (24) (a) Shi, D. Q.; Dou, G. L.; Li, Z. Y.; Ni, S. N.; Li, X. Y.; Wang, X. S.; Wu, H.; Ji, S. J. *Tetrahedron* **2007**, *63*, 9764–9773. (b) Dou, G. L.; Wang, M. M.; Shi, D. Q. *J. Comb. Chem.* **2009**, *11*, 151–154.
- (25) Dou, G. L.; Shi, C. L.; Shi, D. Q. *J. Comb. Chem.* **2008**, *10*, 810–813.
- (26) Smith, H. E.; Cooper, N. E. *J. Org. Chem.* **1970**, *35*, 2212–2215.

CC900073W